



# Virginia's Three-Wheel Motorcycle Skills Test

## About the... Three-Wheel Motorcycle Skills Test

The Virginia Department of Motor Vehicles (DMV) offers a skills test for three-wheel motorcycle license applicants. The test consists of seven exercises that measure your ability to handle a motorcycle including starting, turning and braking.

Studies have shown that riders with less than one year of riding experience have more crashes than more experienced riders. The skills test ensures that you have the critical skills you'll need to safely operate a motorcycle on the road and to avoid crashes.

It's important that you are fully prepared to take your motorcycle skills test when you visit DMV. Virginia law requires anyone who fails the DMV motorcycle skills test twice to successfully complete a Virginia licensed motorcycle rider training course prior to obtaining a motorcycle license.

## What to Expect...

### When You Arrive for Your Test

In order to receive a motorcycle classification on your license, you must pass the motorcycle knowledge test and the motorcycle skills test. Refer to the *Virginia Motorcycle Operator Manual* and the *Virginia Driver's Manual* to prepare for the knowledge test.

To schedule a skills test on your 3-wheel motorcycle, call DMV Direct at (804) 497-7100 for location and contact information for the Driver's License Quality Assurance (DLQA) testing center closest to you. On your scheduled day, bring your motorcycle to the DLQA testing center for your skills test. Your motorcycle must have a valid license plate, a current state inspection sticker and be in good working condition. You must wear a motorcycle helmet and eye protection, and you should wear proper protective clothing, including boots

or shoes that cover the ankles, a long sleeved jacket or shirt, full-length pants and gloves.

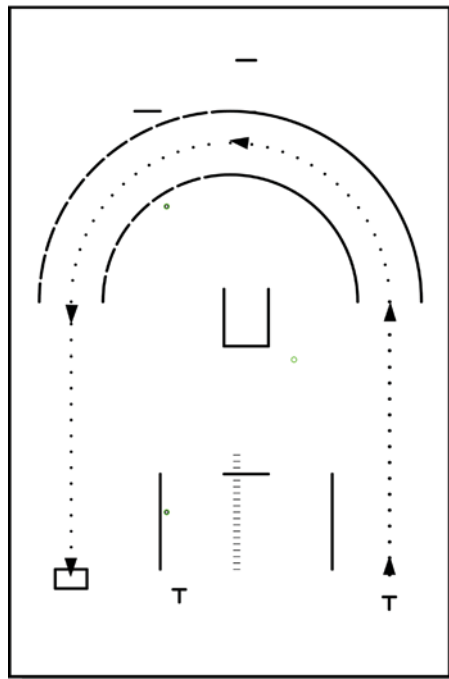
The DMV representative will explain each test exercise and scoring criteria before you begin the test. None of the exercises are difficult or dangerous for a person with basic riding skills. Most of the exercises involve speeds of about 15 mph or less. If you feel that an exercise is beyond your skill level, tell the DMV representative. You must successfully complete all the exercises to pass the skills test. The entire test takes about 15 minutes.

The procedures used to score your performance are objective. For example, you will receive error points for going outside the lines.

## Test Exercises and Scoring Criteria

### Exercise One – Stalls Engine

Stalling indicates a rider's lack of clutch and throttle control. If unable to coordinate these controls, a rider could stall in traffic, creating an unsafe situation.

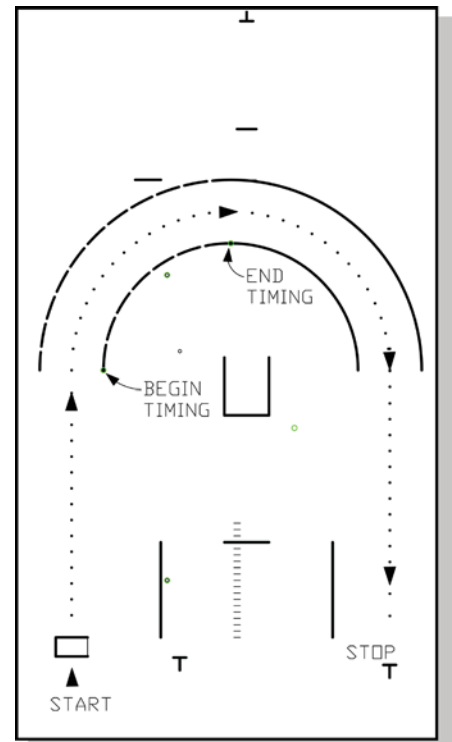


### Exercise Two – Left Turn

Riders are required to negotiate turns while staying within their traffic lane. This exercise evaluates a rider's ability to maintain control and remain within a specific path when turning.

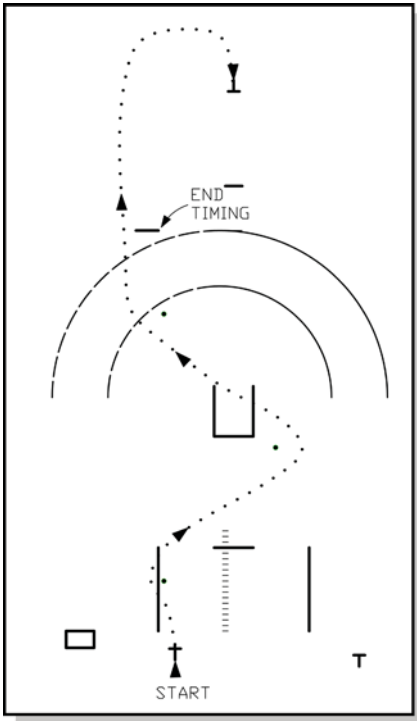
### Exercise Three – Normal Stop

This exercise evaluates a rider's ability to stop in a designated area, such as before a crosswalk or stop sign, without interfering with traffic.



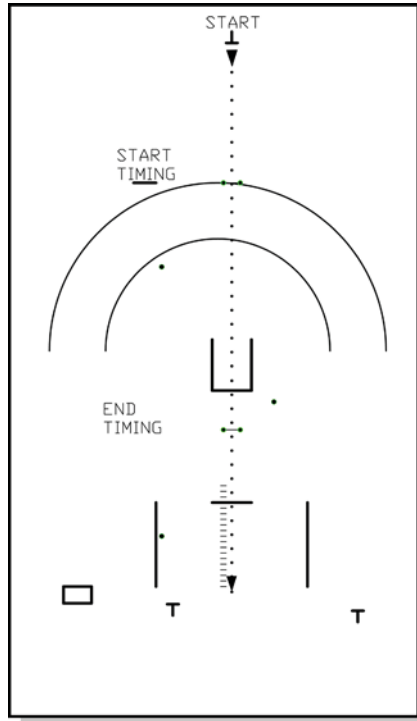
### Exercise Four – Right Turn

This exercise evaluates a rider's ability to stop in a designated area, such as before a crosswalk or stop sign, without interfering with traffic.



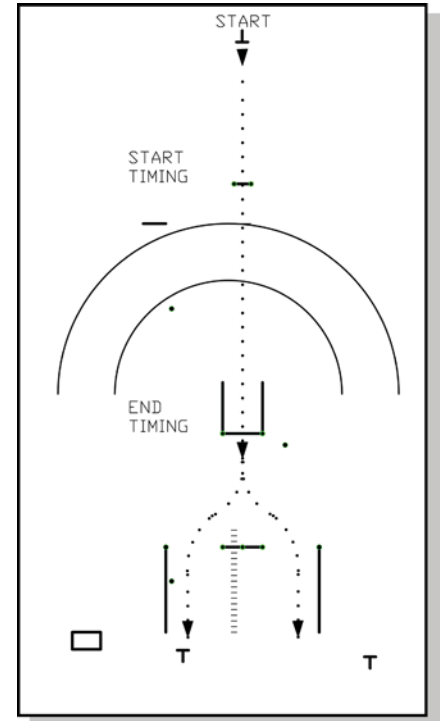
**Exercise Five – Cone Weave**

A rider must be able to coordinate clutch and throttle to complete turns and avoid hazards.



**Exercise Six – Quick Stop**

The Quick Stop exercise measures a rider’s ability to stop quickly.



**Exercise Seven – Obstacle Swerve**

The Obstacle Swerve exercise evaluates a rider’s ability to maneuver quickly to avoid a hazard.

**Enroll in a Training Course**

Please consider enrolling in a motorcycle rider training course offered at licensed training sites across the state. Virginia law requires anyone who fails the DMV motorcycle skills test twice to successfully complete a Virginia-licensed motorcycle rider training course.

Classes are designed for either beginning or experienced riders and will provide you with the skills and knowledge required to be a safe motorcyclist.



For more information, visit [dmv.virginia.gov/safety](https://dmv.virginia.gov/safety) or scan this QR code.

